

### High Reliability. Low Power. Low Maintenance.

Planar's Panther LED Series is an addition to complete line of LED-illuminated rear projection video wall displays that deliver High reliability in mission critical operations with efficient power management techniques. This Technology enhances the system performance for longer period of time.


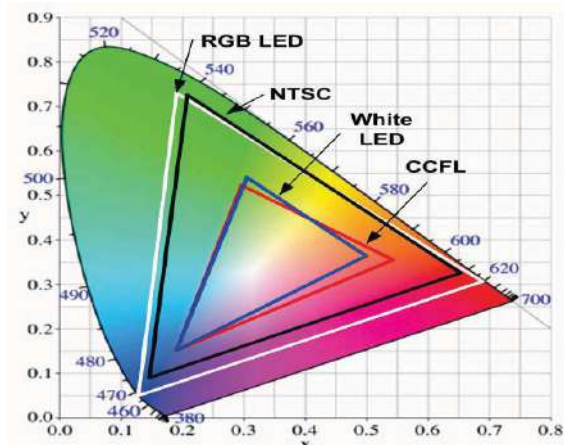
It delivers the brightness upto 800 + nits and the illumination life up to 60,000 hours in normal operations and 80,000 hours in Eco mode with the adjustable level of brightness. The illumination system made up of latest generation LED architecture.

Intelligent automatic color and brightness adjuster ensures every display in the video wall operates, at a user-defined color or brightness level which ultimately results in clear, bright, sharp, and balanced images on the video wall. The Panther LED Series is engineered for trouble -free operations with lower cost-of-ownership.

# BRILLIANT COLOR REPRODUCTION

## Intelligent adjustment of color & brightness

For video wall environment with critical power or ambient light requirements, the Panther LED Series with **intelligent color & brightness adjustment** can easily acclimatize to these challenging environments. It provides the uniformity of color and brightness over entire video wall.



## Wider color gamut of LED light

Compared with traditional UHP light source, using LED light source has a relatively wide color gamut performance (**50% increased**).

## Serviceability

Full rear serviceability provides the ease and eliminates the repetitive & tedious job of re-alignment of screen from the front during service.

## 3 Layers Antiglare screen technology provides

- » Excellent contrast & Magnificent centre-to-corner brightness uniformity.
- » Cross prism architecture with fresnel & lenticular lenses.
- » Transparent layer Density plate provides rigidity and flatness

## Fresnel Layer focuses the light

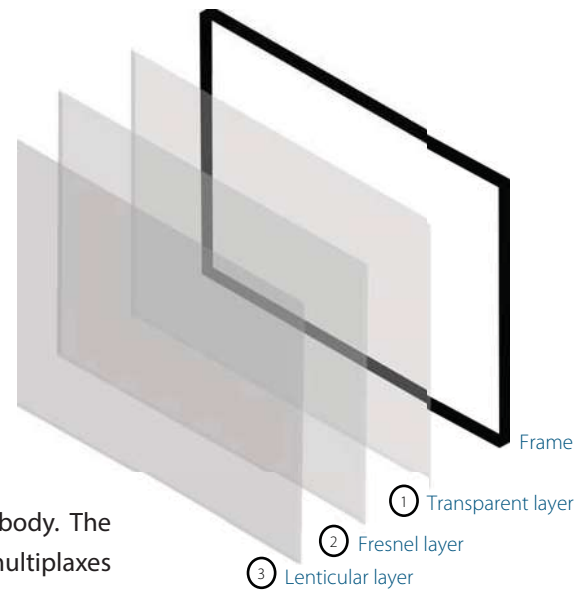
- » Lenticular layer projects the image to the viewer.
- » High resistance to ambient light & High quality image.
- » Consistent, minimized gaps between screens.
- » Frame architecture provides rigidity and flatness.

## Automatic Data Processing System

Display cube's main parts are optical engine, input module, screen & cube body. The Automatic Data Processing caters from optical engine & Input module which multiplexes the signals and displays over screen through optical engine.

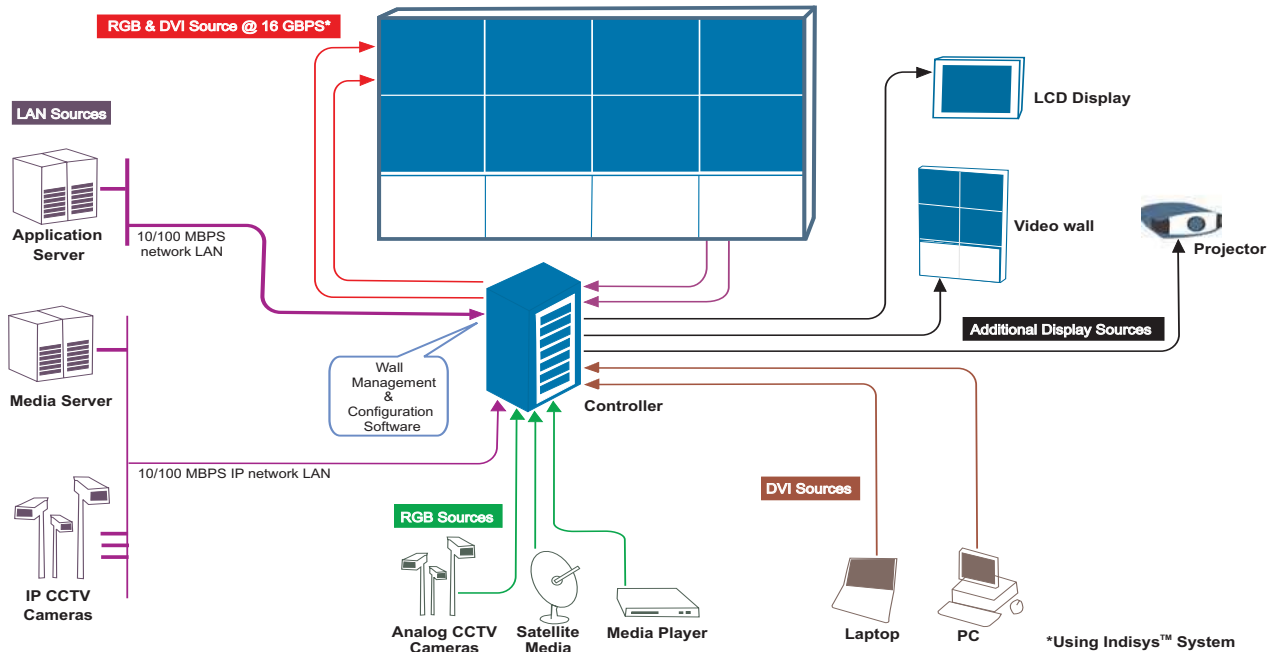
## Features

- » Dual Power Backup for seamless switching with redundancy at power level.
- » Heat pipe cooling technology (Liquied free cooling system).
- » In-built LED redundancy, six independent LEDs per color for continuous operations.
- » Supported to planar's 16 GBPS data transfer controlling system (Indisys™ system).
- » Advanced modular design to eliminates messy wiring reduces signal interference and increases the operational stability.
- » High reliability with advanced design & Low maintenance & opeating cost.
- » Optical engine with dustproof design for completely dust-free operations & Zero Dust Ingress.
- » Staple free screen construction design to prevent from pouching & bowing.
- » Low MTTR due to unavailability of moving components like color wheel, lamp auto change over etc.



# HIGH RELIABILITY WITH ADVANCED DESIGN

Any image, Any size & Anywhere on Any size video wall @ 16 GBPS\*



## Controlling System for Video Wall

LAN Layer is catered through LAN based controller which is used for displaying images which are captured through LAN or generated through any LAN based application.

- » Based on state of art PC architecture.
- » Processor - Intel i7/xeon/Quad core etc.
- » Display upto 16 display.
- » Operating System - Linux/Windows/Unix platform
- » LAN ports - upto 4 ports.
- » Power Supply - Redundant, Autoswitch, 100-240 VAC.
- » Mounting - 4U 19"
- » Optional Inputs - Additional LAN Ports, CCTV input 1/4/8/16 channel, satellite time synchronization system.

RGB layer and IP network LAN layer is catered by high bandwidth indisys™ or Synlink™ system which converts RGB & IP video sources into time multiplexed DVI signals and displays images @ 16 GBPS anywhere & of any size on video wall.

Basic components of Indisys™ network are as under -

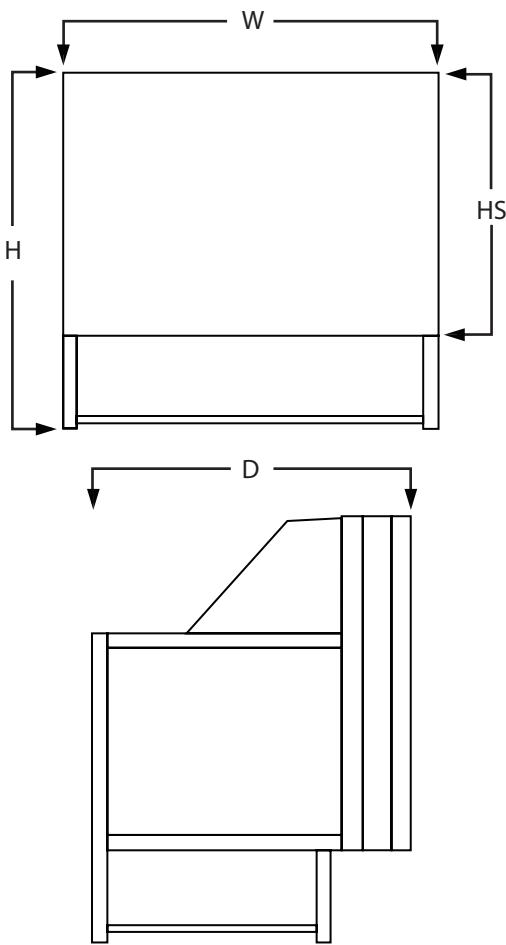
- » Image Gateways - Converts RGB Signal into DVI (D) Signal @ 165 MPixel.
- » Multi Video Input - Converts 8 or 16 nos of Video Signals into one time multiplexed DVI (D) Signal @ 165 MPixel.
- » Image Hub - Digital multiplexer which time multiplexes 4 display port inputs @ 165 MPixel into 1 display port @ 330 MPixel.
- » Image Master - For Support indisys™ technology & other open architecture based devices.
- » MPEG Gateway - Acquires and decoded network based MPEG Video streams and converts them to DVI (D) Signal @ 165 MPixel.

### Clarity Visual Control Station (VCS)

- » Display upto 40 displays.
- » Processor - Quad Core 2.66 Ghz SBC/Core i7/Dual Xeon.
- » Operating System - Windows 7, 64bit.
- » LAN Ports - upto 4 Ports.
- » Graphic Output - 1920 x 1200 DVI/RGB - time 4-16 per output card.
- » Power Supply - Redundant, 500 watt.
- » Mounting - 4U 19".
- » Additional Inputs - Video Input 4/8/12/16 Channel, RGB DVI/HD Input, Optional IP Decoder.

### Other Control Wares

- » Matrix Switcher - For DVI, VGA, Display port input signals up to 32 x 32 matrixes.
- » Image Splitter - For DVI, VGA Display port input signals up to 8 displays.
- » Signal Converter - For DVI to VGA, VGA to DVI, DVI to Display port, Display port to DVI etc.
- » Signal Amplifier - For Boosting the signals over 300 feet away.
- » IP Based CCTV Decoders - IP Based CCTV Solutions.
- » High Resolution Scalers & Scan Convertors - Expands Visual Expandability with audio Embedding.
- » Wireless Signal Transmission - Improved Signal proficiency.
- » RGB/DVI Over IP - Encoders, Decoders, Recorders Codecs.



## SPECIFICATIONS FOR LED VIDEO WALL

Imaging Technology	DLP™(DMD single Chip with 12° Tilt)
DMD chip size	0.95" for SXGA+ & 1080p and 0.7" for XGA resolution projectors
Pixel Shape	Square
Illumination System	LED 6x redundant
Lifetime	60,000 Hrs / 80,000 Hrs in Eco Mode
Screen type	AG screen, 3 layer
Screen to Screen Gap	<0.7 mm
Color and Brightness Control	Through Software and IR remote
Brightness Uniformity	> 95%
Colors	16.7 million
Color Gamut	100% EBU
Image Alignment	Integrated 6-axis adjuster
Maximum Stacking	6 high
Operating Temperature	0 – 40°C, (25°C ± 5°C for optimal screen performance)
Operating Humidity	20 to 80% RH non-condensing
Serviceability	Full Rear access
Safety Regulations	EN 55022, EN 55024, EN 61000-2-3, EN60950, EN 61000-3-3, RoHS, WEEE
Power Consumption	<250 watts
Noise	40~50dB
Display Capabilities	PIP 3, resize, pan, scale, zoom
Inputs	VGA to FHD (1920x1080 @ 60Hz)
Data (Available in Data model)	2 x DVI (I) / VGA, 2 x C- Video
Video (Available in Data & video model)	2 x DVI (I) / VGA, 1 x C-Video, 1 x S-Video, 1 x RGBHV/YbPr, 1 x HDMI
Loop Through O/P	1 x DVI (D)
Input signal frequency	Up to WUXGA 60Hz/1080p 60Hz
Video Format	NTSC/ NTSC4.43/ PAL/ PAL-N / PAL-M / SECAM
Control(Data/Video)	IR remote, RS-232/RJ-45 Ethernet TCP/IP

Model	P50X - LED	P67X - LED	P50S - LED	P67S - LED	P70HD - LED	P80S - LED
Diagonal Size (Nominal)	50"	67"	50"	67"	70"	80"
Resolution	XGA (1024x768)	XGA (1024x768)	SXGA+ (1400 x 1050)	SXGA+ (1400 x 1050)	Full HD (1920 x 1080)	SXGA+ (1400 x 1050)
Aspect Ratio	4:3	4:3	4:3	4:3	16:9	4:3
Engine Output	650 ANSI Lumens	650 ANSI Lumens	1000 ANSI Lumens	1000 ANSI Lumens	910 ANSI Lumens	1000 ANSI Lumens
Screen Brightness (cd/m <sup>2</sup> )	355	198	494	275	381	225
Viewing Angle (1/2 gain)	H = +/-31°; V= +/-17°	H = +/-31°; V= +/-17°	H = +/-31°; V= +/-17°	H = +/-31°; V= +/-17°	H = +/-31°; V= +/-17°	H = +/-31°; V= +/-17°
Viewing Angle (1/5 gain)	H = +/-46°; V= +/-25°	H = +/-46°; V= +/-25°	H = +/-46°; V= +/-25°	H = +/-46°; V= +/-25°	H = +/-36°; V= +/-23°	H = +/-36°; V= +/-23°
Contrast Ratio**	1600:1	1600:1	1600:1	1600:1	2000:1	1600:1
Screen Dimensions						
Width (W)	40" (1016 mm)	53.5" (1360 mm)	40" (1016 mm)	53.5" (1360 mm)	60.9" (1549 mm)	63.0" (1600 mm)
Height (HS)	30" (762 mm)	40.15" (1020 mm)	30" (762 mm)	40.15" (1020 mm)	34.3" (870 mm)	47.2" (1200 mm)
Cabinet Dimensions						
Width (W)	40" (1016 mm)	53.5" (1360 mm)	40" (1016 mm)	53.5" (1360 mm)	60.9" (1549 mm)	63.0" (1600 mm)
Height (H)	39.8" (1012 mm)	51.5" (1310 mm)	39.8" (1012 mm)	51.5" (1310 mm)	44.7" (1135 mm)	47.2" (1200 mm)
Depth (D)	27.8" (706 mm)	36" (915 mm)	27.8" (706 mm)	36" (915 mm)	30.9" (786 mm)	40.7" (1035 mm)
Weight (approx.)	80 kg	110 kg	80 kg	110 kg	117 kg	110 kg

\*\* Specifications are subject to change without prior notice for continuous improvements/constant R & D.

**PLANAR**

When image experience matters.



For South Asia region



lvs@pyrotechindia.com

+91-294-6450147/6450180

www.planar.com

Pyrotech Electronics Pvt. Ltd., INDIA is authorized for proposal, negotiation, execution, commissioning, training after sales service support and spares.

Planar is a trademark of Planar Systems, Inc. All other trade and service marks are the property of their holders.

Copyright© 2013 Planar Systems, Inc. All rights reserved. This document may not be copied in any form without written permission from Planar Systems, Inc. Information in this document is subject to change without notice. 3/13